

**Crofton School**

**Year 9**

**Parent Briefing**

Tuesday 27<sup>th</sup> September 2011

# Supporting Your Child

Year 9 is a very important academic year at Crofton School, as the students are preparing to enter their GCSE years and will be choosing some of the subjects they hope to study in KS4. We do our best to make sure that the year runs smoothly for all students. It can be a stressful year for both yourself and your child. There are decisions to be made about future courses and there may be worries about progress and whether they are working hard enough, to achieve their full potential.

You may have questions regarding your child's progress and we want to assure you of our support for both their welfare and academic success.

The support takes various forms:

- Regular teacher assessment
- Regular monitoring of progress through data checks and whole school analysis, report grades and end of year examination grades
- Termly target setting with form tutors
- Intervention meetings with tutor/Head of Year for students underachieving
- Daily report cards to support underachievers
- Contact with parents where there are concerns

Getting involved with your child's education can make a significant difference to their chances of success. Research has shown that children whose parents are involved get higher marks, have a better attitude towards learning and develop more confidence.

## At home

There are many things you as a parent can do in order to support your child at home to help aid not only their academic progress, but also their organisational skills.

### **To aid organisation:**

- Have a copy of their timetable on the wall
- Encourage your child to empty their bag each evening and then repack it with only the items required for the following day
- Make a list of all the additional items that cannot be packed for example cooking ingredients. Get them to tick the items as they pack them in the morning
- Ensure that school equipment is stored in a safe place that allows easy retrieval
- Check school website and your child's planner for any notices or reminders

### **To aid progress:**

- Encourage your child to complete homework in a quiet and calm environment
- Ask your child about homework – find out when the work is due and whether they need help with anything. Your child may have homework set on MOODLE. Log on with them and discuss the task that has been set.  
<http://crofton.schoolvle.org/login/index/php>
- Encourage them to seek help if they do not understand the work that is being covered in class.
- The use of educational websites can be very useful especially when it comes to project work and revision for exams. At the back of this booklet are many websites that you may find useful.

### **Attendance & equipment**

Good attendance at school is essential if your child is to maximise their achievement. If at all possible avoid taking your child out of school for holidays and avoid keeping them off school for minor ailments.

Remember just five days absence, spread over a whole year equates to twenty-five lessons where your child's progress will falter. So a two week holiday equates to fifty lost lessons which they will never get an opportunity to catch up.

Please ensure your child arrives at school promptly every day with the correct equipment for learning. This includes planner, pens, pencils, ruler, compass, eraser and calculator as a minimum.

### **Get the most from school reports**

Your child receives a full school report once a year and a grade card at the end of each term. In Year 9 the full report is issued just before Christmas.

#### **To get the most out of a report/grade card you should:**

- read it carefully and note your child's strengths and weaknesses - work out what they need to do to improve in weak areas
- give praise when your child has done well, but for areas of concern agree on specific things that can be done to improve
- compare reports from year to year and the grade cards each term to highlight areas of improvement and concern

### **Make the most of the parents' consultation evening on Thursday 26<sup>th</sup> January**

#### **You can make the most of parents' consultation evenings by:**

- spending some time with your child before the evening discussing their strengths, weaknesses and any problems at school
- making a list of questions to ask teachers about your child's work, how they get along with classmates and their general attitude toward school
- being prepared to listen when meeting teachers, even to criticism of your child's work or behaviour
- asking questions, especially if you don't understand or agree with something trying to take away from the meeting some positive steps that you, your child and the teachers can take to help your child succeed

If at anytime during the academic year you do have concerns then please contact your child's tutor, subject teacher or Head of Year as appropriate.

Mr T Anderson  
Head of Year 9



Science

# Supporting your child to revise more effectively.

One of the main ways we use to assess your child's understanding is through assessments and tests. Some of these are done in the classroom as a normal part of the lesson, however sometimes a test/exam will be used to make these judgements.

Revision and good study habits is an area that many students find difficult, usually because they have not been shown how to do this effectively.

There are a number of ways you can revise. Always remember there is not a correct way to do it, use the method that works best for you. Do however try out a range of strategies and see which one suits *you*.

## Strategy 1

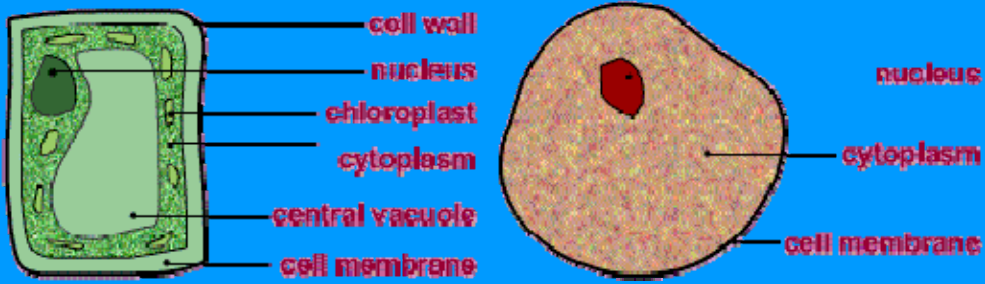
Read through the revision book and make brief notes about everything you have read. Bullet points are best e.g.

- All cells have a nucleus
- Plant cells have a chloroplast

Most of us revise more effectively by looking at pictures rather than reading.

Use diagrams (not works of art) and make sure they are colourful and simple to follow e.g.

Compare the structure of a typical **plant cell** and **animal cell**.



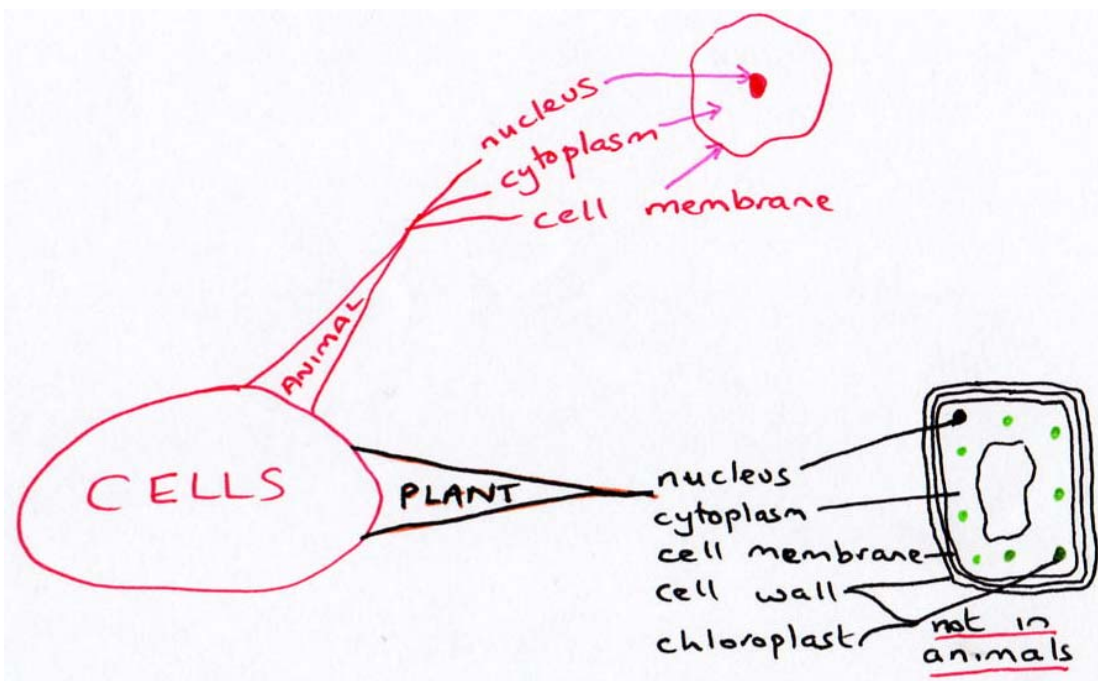
Now study the table below that summarises the differences between plant and animal cells:

Plant cells	Animal cells
Possess rigid <b>cell walls</b>	No cell walls
Have green <b>chloroplasts</b>	No chloroplasts
<b>Thin</b> lining of <b>cytoplasm</b>	Most of cell is cytoplasm

## Strategy 2

Another method of revising is to produce a concept map.

This is similar to revision notes but is a summary and links ideas together, again lots of diagrams and colour.



## Strategy 3

You can make up revision cards. These contain short bits of key information. You can then go through each card as you are revising.

To make a simple circuit you need:  
Battery, bulb, leads,

In a series circuit if you remove a component the circuit will not work.

## Strategy 4

As well as using written notes you can also use the internet to revise.


The following sites will provide you with lots of information and have questions that you can use to test yourself.

[www.bbc.co.uk/revision](http://www.bbc.co.uk/revision)

[www.samlearning.co.uk](http://www.samlearning.co.uk)

[www.scool.co.uk](http://www.scool.co.uk)

[www.skool.co.uk](http://www.skool.co.uk)



If you have not used these websites then do so now and let me know what you think about them.

## Strategy 5

Read through some pages of your revision book or notes. Get somebody to ask you questions based on the information you have just read.

Or make up 10 questions per page with answers for someone to test you.

Over the next few weeks have a go at each of these strategies - see which ones work for you and write down any new ones you discover.

Good luck!

Mrs G Badesha

# **CROFTON SCHOOL UNIFORM**

## **2011-2012**

### **BOYS**

1. Navy blue school jacket with embroidered school badge
2. Grey trousers
3. Short or long sleeved Banner shirt in white
4. School Tie
5. Plain black shoes
6. Coat, without offensive logo or writing
7. Navy pullover with embroidered school badge worn under school jacket (optional)

### **GIRLS**

1. Navy blue Viscount school jacket with embroidered school badge
2. Grey 'Parallel' or 'Bootleg' trousers (not wide, fitted or flared), or
3. Grey 'A line' or 'Lined M line' skirt (skirts to be not shorter than 1 inch above the middle of the knee)
4. Short or long-sleeved Banner shirt in white (not fitted)
5. School Tie
6. Plain black shoes (heels no higher than 2 inches).
7. Natural skin tone or 40 denier tights or socks
8. Navy pullover with embroidered school badge worn under school jacket (optional)
9. Coat, without offensive logo or writing

### **PE DRESS**

## **Boys and Girls**

1. Navy blue tennis/polo style shirt with collar with Crofton PE logo
2. Long navy blue socks for outdoor lessons
3. White sports socks for indoor lessons
4. Trainers
5. Navy blue shorts (not cycling shorts). Shorts should be above knee in length
6. Shin pads

## **Optional Extras for PE**

1. Predominantly navy blue tracksuit.
2. Rugby shirt with school colours
3. Navy Blue fleece with Crofton PE Logo

## **Protective Clothing**

Activities in some lessons could harm or mark clothing, therefore students must wear their own protective clothing for such activities in Art, Science and Technology lessons. The same protective clothing may not be worn for Technology (Food) and Science, for Health and Safety reasons. Lab Coats are required for Tech and Science.

**ALL ITEMS MUST BE CLEARLY MARKED WITH THE FORENAME AND SURNAME.**

**NO JEWELLERY SHOULD BE WORN**, with the exception of a maximum of one pair of small plain sleepers or studs in pierced ear lobes. A watch may be worn at the owner's risk.

General appearance should be in keeping with the spirit of school uniform with tidy and naturally coloured hair. Make-up, if worn, should be unobtrusive.

Other items of dress such as scarves, gloves, hair ribbons and clips etc. should be plain navy where appropriate. Backless shoes and stiletto heels should not be worn.

No visible tattoos are allowed - this means that there should be no tattoos on the hands/arms, on the legs, on the neck or on the face.

## **NOTE**

"Plain" as applied to items on this sheet encompasses the following:

**Style - simple as far as possible**

**Materials - unpatterned and without decorations eg lettering, badges, embroidery etc.**

**Colour - single**

School uniform can be obtained from:

**Skoolkit, Trinity Street, Fareham**

School ties can currently be purchased from the Finance Office:

Upper and Lower School Ties     £4.00

## **Crofton Equipment List**

- Planner
- Pen and spare pen
- Pencil and spare pencils
- Coloured pencils
- Ruler, rubber and sharpener
- Calculator
- The books they need for the day

## Year 9 Key Dates

<b>AUTUMN TERM</b>	
Tuesday September 27 <sup>th</sup>	Year 9 Parent Briefing
Saturday October 1 <sup>st</sup>	Old Croftonians events
Thursday October 6 <sup>th</sup>	Early Closure (1:15pm) for Year 6 Open Evening
Saturday October 15 <sup>th</sup>	PTA Barn Dance
October 17 <sup>th</sup> - 21 <sup>st</sup>	Charities Week
Tuesday October 18 <sup>th</sup>	Unplugged music evening
Thursday October 20 <sup>th</sup>	Charity Fashion Show
October 24 <sup>th</sup> - 28 <sup>th</sup>	Half Term
Wednesday November 2 <sup>nd</sup>	Year 9 Trip to Canterbury
Monday November 28 <sup>th</sup>	Day Closure
December 13 <sup>th</sup> & 14 <sup>th</sup>	Christmas Concert
December 19 <sup>th</sup> - January 2 <sup>nd</sup>	Christmas Holiday
<b>SPRING TERM</b>	
Tuesday January 3 <sup>rd</sup>	Beginning of Term
Thursday January 26 <sup>th</sup>	Year 9 Parent Consultation Evening
Friday January 27 <sup>th</sup>	Day Closure
Thursday February 9 <sup>th</sup>	Upper School Courses Evening
February 13 <sup>th</sup> - 17 <sup>th</sup>	Half Term
March 12 <sup>th</sup> - 16 <sup>th</sup>	Science Week
March 28 <sup>th</sup> - 30 <sup>th</sup>	School Production
Friday March 30 <sup>th</sup>	End of Term
April 2 <sup>nd</sup> - 13 <sup>th</sup>	Spring Holiday
Monday April 16 <sup>th</sup>	Day Closure
<b>SUMMER TERM</b>	
Monday May 7 <sup>th</sup>	Bank Holiday
May 8 <sup>th</sup> - 11 <sup>th</sup>	Year 9 exams
June 4 <sup>th</sup> - 8 <sup>th</sup>	Half-Term
June 19 <sup>th</sup> - 22 <sup>nd</sup>	Year 9 Geography Trips - Cherque Farm
Monday June 25 <sup>th</sup>	World Sports Day
July 10 <sup>th</sup> & 11 <sup>th</sup>	Summer Concert
Monday July 16 <sup>th</sup>	Sports Day

Wednesday July 18 <sup>th</sup>	House Trip
Friday July 20 <sup>th</sup>	End of Term

## Year 9 Clubs

Day	Time	Activity
<b>Monday</b>	15:10 - 16:00	Homework Club
	15:10 - 16:00	Guitar Group (Music Students)
	Lunchtime	Multi-Gym
<b>Tuesday</b>	15:30 - 17:00	Netball Fixtures
	15:15 - 16:15	Senior Orchestra (above Grade 3)
	Lunchtime	Table Tennis
<b>Wednesday</b>	15:10 - 16:00	Choir (Music Students)
	16:00 - 16:15	Colla Voce (Music Students)
	15:30 - 17:00	Football Fixtures
	Lunchtime	Badminton
<b>Thursday</b>	15:10 - 16:00	Homework Club
	15:10 - 16:15	Junior Orchestra (Grade 3 & below)
	15:15 - 16:15	Netball Training
	Lunchtime	Ichthus
<b>Friday</b>	15:15 - 16:00	String Ensemble (Music)
	15:15 - 16:15	Badminton
	Lunchtime	Multi-Gym
	Lunchtime	Basketball

**Please see individual departments for details of each club**

## Some recommended websites

### For Student support:

General:            [www.talktofrank.com](http://www.talktofrank.com)  
[www.direct.gov.uk/en/YoungPeople/index.htm](http://www.direct.gov.uk/en/YoungPeople/index.htm)  
[www.parentscentre.gov.uk](http://www.parentscentre.gov.uk)

### For Subject support:

General:            <http://www.dfes.gov.uk/parents>  
[www.croftonschool.co.uk](http://www.croftonschool.co.uk)  
[www.samlearning.com](http://www.samlearning.com)  
[www.bbc.co.uk/schools](http://www.bbc.co.uk/schools)

Art:                    [www.tate.org.uk](http://www.tate.org.uk)  
[www.oneworldmagazine.org/gallery/abo/](http://www.oneworldmagazine.org/gallery/abo/)  
[www.art.com](http://www.art.com)  
[www.artisancam.com](http://www.artisancam.com)  
[www.artcyclopedia.com](http://www.artcyclopedia.com)

English:            [www.schoolnet.org.uk](http://www.schoolnet.org.uk)  
[Channel4.com/learning](http://Channel4.com/learning)  
<http://www.bbc.co.uk/schools/ks3bitesize>  
[www.sparknotes.com](http://www.sparknotes.com)  
[www.englishbiz.co.uk](http://www.englishbiz.co.uk)

Geography:        [www.nationalgeographic.com/forcesofnature](http://www.nationalgeographic.com/forcesofnature)  
[www.london2012.com](http://www.london2012.com)  
[www.environment-agency.gov.uk](http://www.environment-agency.gov.uk)  
[www.discoveringantarctica.org.uk](http://www.discoveringantarctica.org.uk)

History:                    [www.bbc.co.uk/history](http://www.bbc.co.uk/history)  
[www.bbc.co.uk/history/.../launch\\_vt\\_wwone\\_trench.shtml](http://www.bbc.co.uk/history/.../launch_vt_wwone_trench.shtml)  
Virtual tour of WW1 trench  
[www.schoolhistory.co.uk](http://www.schoolhistory.co.uk)  
[www.iwm.org.uk/](http://www.iwm.org.uk/)  
Imperial War Museum  
[www.activehistory.co.uk](http://www.activehistory.co.uk)  
[www.cwgc.org/](http://www.cwgc.org/)  
Imperial War Museum

I.C.T                            [crofton.schoolvle.org](http://crofton.schoolvle.org)  
[mail.croftonschool.co.uk](mailto:mail.croftonschool.co.uk)

Maths:                    [www.nrich.org](http://www.nrich.org)  
[www.ex.ac.uk/cimt/](http://www.ex.ac.uk/cimt/)  
[www.mathsnet.net](http://www.mathsnet.net)  
[www.mymaths.co.uk](http://www.mymaths.co.uk)  
[www.bbc.co.uk/schools/bitesize](http://www.bbc.co.uk/schools/bitesize)

M.F.L:                    [www.bbc.co.uk/schools](http://www.bbc.co.uk/schools)  
[www.linguascope.com](http://www.linguascope.com)  
  
[www.atantot.com](http://www.atantot.com)  
  
[www.zut.org.uk](http://www.zut.org.uk) (French)  
  
[www.gut.org.uk](http://www.gut.org.uk) (address can be accessed through zut)

P.E.                            [www.bbc.sport](http://www.bbc.sport)  
[www.brianmac.co.uk](http://www.brianmac.co.uk)

R.E.

[www.culhamcollege.co.uk](http://www.culhamcollege.co.uk)

[www.bible.gospelcom.net/bible](http://www.bible.gospelcom.net/bible)

[www.theresite.co.uk](http://www.theresite.co.uk)

[www.request.co.uk](http://www.request.co.uk)

[www.mywah.com/islam/some\\_islamic\\_principles.asp](http://www.mywah.com/islam/some_islamic_principles.asp)

[www.islam4all.com/islamic.htm](http://www.islam4all.com/islamic.htm)

[www.usip.org/pubs/specialreports/sr125.pdf](http://www.usip.org/pubs/specialreports/sr125.pdf)

Science:

[www.learn.co.uk](http://www.learn.co.uk)

[www.schoolscience.co.uk](http://www.schoolscience.co.uk)

[www.chem4kids.com](http://www.chem4kids.com)

Technology:

[www.technologystudent.com](http://www.technologystudent.com)

[www.mechanicalmonkey.co.uk](http://www.mechanicalmonkey.co.uk)

[www.nutrition.org.uk](http://www.nutrition.org.uk)

[www.clothesline.com](http://www.clothesline.com)

[www.texti.org](http://www.texti.org)

[www.dtonline.org](http://www.dtonline.org)

[www.defra.gov.uk/food](http://www.defra.gov.uk/food)

[www.fabriclink.com](http://www.fabriclink.com)

[www.simplicity.com](http://www.simplicity.com)

## Contact Information

<b>School Telephone Number</b>	01329 664251
<b>Absence Line:</b>	01329 666825
<b>Headteacher</b>	Mr M Leeming
<b>Deputy Headteacher</b> (Teaching and Learning)	Mr C O'Dowda
<b>Deputy Headteacher</b> (Care, Support and Guidance)	Mr T Naylor
<b>Assistant Headteacher</b> (Progress)	Mrs G Badesha
<b>Assistant Headteacher</b> (Curriculum)	Miss A Knight
<b>Head of Year 9</b>	Mr T Anderson

### Year 9 Tutors

Mr I Cevik	9C
Miss J Hill	9H
Miss N Howard	9HD
Miss T Noble	9N
Miss S Shipley	9S
Mr B Sykes	9SK
Mrs S Valleley	9V
Mr P Williams	9W

### Subject Leaders

Art	Miss N. Howard	Subject Leader
Drama	Miss S May	Subject Leader
English	Miss V Burr	Faculty Leader
Geography	Mrs S Valleley	Subject Leader
History	Mr S Barnes	Faculty Leader
ICT/Business Studies	Mr G Whitehouse	Subject Leader

Learning Support	Mr G Wootton	Faculty Leader
Maths	Mr P Michelmore	Faculty Leader
M.F.L.	Mrs B Hlavaty	Faculty Leader
Music	Mr J Oliver	Subject Leader
Physical Education	Mr P Williams	Faculty Leader
PDL	Mr D Clark	Subject Leader
Religious Education	Mr R Milliken	Subject Leader
Science	Mr J Smith	Faculty Leader
Technology	Ms L Tyler	Subject Leader